

# Caris 200 >>>

Fully Automated Chemiluminescence Immunoassay (CLIA) System

Learn more at: [www.ystwt.cn](http://www.ystwt.cn)

Flexible • Efficient • Reliable



*Developing Scientifically*

*Focusing on the Health*





## **Methods**

Principle: CLIA with superparamagnetic microbeads  
Label: acridinium ester  
Substrates: NaOH, H<sub>2</sub>O<sub>2</sub>

## **Specifications**

Throughput: up to 200T/h  
Results:  
    1st result at approx. 29 mins  
    Each consecutive result in a 18s interval  
Specimen type: serum, plasma  
Specimen loading capacity: 100 specimens  
Specimen tube dimensions:  
    10.5, 13 or 16 mm (diameter)  
    75 or 100 mm (height)  
Specimen volume: 5~150  $\mu$ L, CV< 1%  
Specimen dilution rate: x10, x100, x200, x1000  
On-board reagent capacity: 50 positions  
On-board reagent storage: constant 2~8°C  
Substrate volume: 100ml, CV< 2%  
Incubation temperature: 37 $\pm$ 0.5°C  
Reaction mode: 1-step, 1.5-step, 2-step

## **Functions**


On-board mixing for microbeads  
Touch-screen available  
Barcode scanning  
Substrate switching automatically: 2 sets of substrate available  
LIS connection via com

## **Others**

Size (W\*D\*H): 1630\*1060\*1440 (mm)  
Weight: approx. 600kg  
Tension: 220V, Frequency: 50/60 Hz  
Operating temperature: 18~30°C  
Power consumption: 400W  
Noise: <85 dBA  
Pollution Level: 2

**Reaction Rack**

- ▶ 120 reaction positions
- ▶ Blockproof design for cuvette
- ▶ Reaction modes: 1, 1.5, 2-step assay
- ▶ Throughput up to 200 tests/ hour
- ▶ First result in 29 mins, each consecutive result in a 18s interval



**Reagents Rack**

- ▶ 50 positions
- ▶ Continuous loading
- ▶ Barcode identification system
- ▶ Multi-loading of one reagent for large-size detection requirement, no need of frequent loading
- ▶ On-board mixing for microbeads



**Sample Rack**

- ▶ 100 on-board samples
- ▶ Continuous loading
- ▶ 10 emergency priority positions
- ▶ Real-time detection
- ▶ Continuous loading



**Software**

- ▶ Windows system, EN/CN language interfaces, friendly UI design with Touch Screen
- ▶ Automatic analysis of calibration and control
- ▶ Automatic on-board specimen dilution
- ▶ Automatic retesting of gray zone specimens and over-limit specimens
- ▶ LIS-connection

**Interface - Assay Status**

○ Status of Consumables

○ Reagent Info.

○ Specimen and Rack Status






○ Status of Waste Tank, Waste Box, Wash Solution Tank

**Consumables**

- ▶ Rack containing up to 960 cuvettes & disposable tips
- ▶ Continuous loading
- ▶ Substrate A & B: 500ml for each
- ▶ Continuous loading, and switching automatically with alarm



# Analyzer Comparison

	<b>WANTAI</b>	SNIBE	SIMENS	ABBOTT	ROCHE	BECKMAN
						
Specification	<b>Caris 200</b>	<b>Maglumi 4000</b>	<b>Immulite 2000</b>	<b>Architect i2000</b>	<b>Cobes E601</b>	<b>DXI 800</b>
Principle	<b>Flash CLIA</b>	Flash CLIA	Glow CLIA	Flash CLIA	ECLIA	Glow CLIA
Throughput	200T/h	280T/h	200T/h	200T/h	170T/h	400T/h
Time to 1st Result	<b>29 mins</b>	15 mins	25 mins	15 mins	17 mins	15 mins
Sample Positions	110	144	90	135	150	120
Clot Detection	available	available	available	available	available	available
Reagent Positions	50	25	24	25	25	50
On-board Refrigeration	available	available	available	available	available	available
On-board Cuvettes No.	960	720	1000	1200	1060	2000
Walk away Capacity	<b>5h</b>	3h	5h	5h	4-5h	5h
Operation Mode	Random access, batch, STAT	Random access, batch, STAT	Random access, batch, STAT	Random access, batch, STAT	Random access, batch, STAT	Random access, batch, STAT
Cuvette Blockproof Design	<b>Yes</b>	No	No	No	Yes	No
On-board Shelf Life Reagent Kit	28 days	28 days	56 days	4-28 days	4-28 days	4-28 days
Stability of Recalibration	<b>28 days</b>	7-28 days	14 days	14 days	14-28 days	14 days
Lumination Label	Acridine Ester	ABEI	ALP	Acridine Ester	[Ru(bpy) <sub>3</sub> ] <sup>3+</sup> ruthenium	ALP
Substrate	<b>NaOH, H<sub>2</sub>O<sub>2</sub></b>	NaOH, H <sub>2</sub> O <sub>2</sub>	AMPPD	NaOH, H <sub>2</sub> O <sub>2</sub>	TPA	AMPPD
Solid Phase	Superpara magnetic microbeads	Superpara magnetic microbeads	Plastic balls	Superpara magnetic microbeads	Superpara magnetic microbeads	Magnetic microbeads
Pipetting Type	<b>Disposable tips</b>	Fixed niddle	Disposable tips	Disposable tips	Disposable tips	Fixed niddle
Continuous Loading of Reagents and Consumables	<b>Yes</b>	No	No	No	No	Yes
LIS-Connection	available	available	available	available	available	available
Barcode Scanning	available	available	available	available	available	available

Wantai state-of-the-art CLIA Reagents supported by powerful technology.

# Menu



## Infectious diseases

HAV Ab  
 HAV IgM  
 HBsAg High (quantitative)  
 HBsAg (quantitative)  
 HBsAb (quantitative)  
 HBeAg  
 HBeAg (quantitative)  
 HBeAb  
 HBeAb (quantitative)  
 HBcAb  
 HBcAb (quantitative)  
 Anti-HBc High (quantitative)  
 Anti-HBc IgM  
 HBV PreS1  
 HBV PreS1 (quantitative)  
 HCV Ab  
 HDV IgM  
 HDV IgG  
 HEV IgM  
 HEV IgG  
 HIV Ag/Ab  
 TP Ab  
 TB-IGRA  
 HTLV  
 EBV NA1 IgA  
 EBV VCA IgA  
 EBV Zta IgA

## Cardiac markers (quantitative)

NT-pro BNP  
 CK-MB  
 cTnI  
 cTnT  
 Myo  
 Hs-CRP  
 Digoxin



## Tumor markers (quantitative)

AFP  
 CEA  
 NSE  
 SCC  
 HE4  
 CA125  
 CA15-3  
 CA19-9  
 Cy21-1  
 f-PSA  
 t-PSA  
 c-PSA  
 β 2-Microglobulin  
 Pepsinogen I Pepsinogen II  
 CA72-4  
 CA242  
 CA50

## TORCH

Toxo IgM  
 Toxo IgG  
 RV IgM  
 RV IgG  
 CMV IgM  
 CMV IgG  
 HSV-1 IgM  
 HSV-1 IgG  
 HSV-2 IgM  
 HSV-2 IgG

## Hormone (quantitative)

PAPPA  
 PRL  
 FSH  
 Testo  
 Cortisol  
 PLGF  
 Pro  
 LH  
 E2  
 Total β -HCG  
 Free β -HCG

## Hepatofibrosis (quantitative)

LN  
 HA  
 P III -NP  
 C IV

## Thyroid (quantitative)

TSH  
 TT3  
 TT4  
 FT3  
 FT4  
 TPO Ab  
 TG Ab  
 TG

## Anemia (quantitative)

Ferritin  
 sTfR

## Diabetes (quantitative)

Insulin  
 C-peptide

## Bacterial infection (quantitative)

IL-6  
 PCT

## Renal function (quantitative)

NGAL

## Others (quantitative)

Intact PTH  
 25-OH-VD